

# New France society in 1745

THIS WORKBOOK BELONGS TO:



## Evaluation

**Workbook:** complete sentences, methodology, follow-up, reflections, self-evaluation

**Photo analysis:** understanding the territory through photo analysis, using ICT

**Seigneurie:** evolution of sketches, understanding the territory through drawing and describing a seigneurie, using ICT

**URBAN VS. RURAL POPULATIONS**

*BEFORE THE ACTIVITY:*

WHAT ARE SOME OF THE DIFFERENCES BETWEEN URBAN AND RURAL AREAS?

---

---

---

---

STEP 1

1. WHAT DID YOU LEARN DURING THIS ACTIVITY?

---

---

---

---

2. WHY DO YOU THINK MORE PEOPLE ARE LIVING IN CITIES TODAY?



WRITE DOWN YOUR HYPOTHESIS (A TENTATIVE ANSWER TO THE QUESTION):

---

---

---

---

---

**GILLES HOCQUART'S MESSAGE**

STEP 2



1. WHAT MISSION DID GILLES HOCQUART GIVE YOU IN HIS MESSAGE?

---

---

---

---

---

2. ILLUSTRATE THE MISSION GILLES HOCQUART GAVE YOU:

A large, empty rectangular box with a thick black border, intended for the student to draw or illustrate the mission they received from Gilles Hocquart.

## A BIRD'S-EYE VIEW (TEXT)

### STEP 3

1. COMPLETE YOUR DRAWING FROM STEP 2 WITH THE NEW INFORMATION FROM THE "A BIRD'S-EYE VIEW" TEXT.

ADD 3 TO 5 NEW ELEMENTS TO YOUR DRAWING AND IDENTIFY THEM.



**PHOTO ANALYSIS (IN THE LAB)**

2. WORKING AS A TEAM HELPED YOU TO...

---

---

---

3. I WAS ABLE TO DO THIS WORK



EASILY



WITH SOME DIFFICULTY

EXPLAIN:

---

---

---

4. I LIKED THIS WORK:



A LOT



A LITTLE



NOT AT ALL

EXPLAIN:

---

---

---

5. NAME TWO ADVANTAGES OR DISADVANTAGES OF USING A COMPUTER FOR THIS WORK:



---

---

---

---

**SEIGNEURY GAME**

STEP 4

1. WHAT DID YOU LEARN DURING THE SEIGNEURY GAME?

- \_\_\_\_\_  
- \_\_\_\_\_  
- \_\_\_\_\_  
- \_\_\_\_\_  
- \_\_\_\_\_



**SEIGNEURY TEXTS**

2. WHAT DID YOU LEARN FROM READING YOUR TEXT AND FROM LISTENING TO THE STUDENT PRESENTATIONS?

YOUR TEXT:

\_\_\_\_\_  
\_\_\_\_\_  
\_\_\_\_\_  
\_\_\_\_\_

THE STUDENT PRESENTATIONS:

\_\_\_\_\_  
\_\_\_\_\_  
\_\_\_\_\_  
\_\_\_\_\_

**REMNANTS OF THE SEIGNEURIAL SYSTEM**

STEP 5

1. SKETCH YOUR SEIGNEURY

A large, empty rectangular box with a thick black border, intended for the student to sketch their seignury. The box occupies most of the page below the instructions.

2. DESCRIBE YOUR SEIGNEURY

NAME OF YOUR SEIGNEURY:

---



DESCRIPTION:



---

---

---

---

---

---

---

---

---

---

---

---

---

---

3. IN WHAT WAYS DID YOU BENEFIT FROM USING TECHNOLOGY DURING THIS PROJECT?

---

---

---

---

---



4. WHAT REMNANTS OF THE SEIGNEURIAL SYSTEM CAN YOU IDENTIFY IN MODERN QUÉBEC?

---

---






---

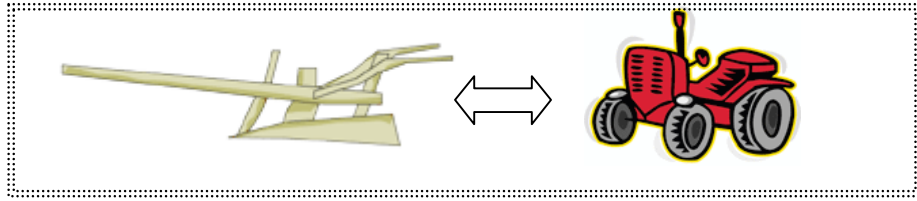
---



# TECHNOLOGY TODAY

Identify what the pictured items have been replaced with today.

Yesterday	Today
	
	
	
	
	



STEP 6

1. NOW THAT YOU HAVE DRAWN A SEIGNEURY AND AFTER DISCUSSION IN CLASS, IS YOUR HYPOTHESIS STILL CORRECT?



\_\_\_\_\_

2. HAVING COMPLETED ALL THESE ACTIVITIES, CAN YOU IDENTIFY ELEMENTS THAT EXPLAIN WHY MORE PEOPLE ARE LIVING IN CITIES TODAY? GIVE EXAMPLES.

\_\_\_\_\_  
\_\_\_\_\_  
\_\_\_\_\_  
\_\_\_\_\_  
\_\_\_\_\_  
\_\_\_\_\_  
\_\_\_\_\_

3. WHAT WAS YOUR FAVOURITE ACTIVITY AND WHY?

\_\_\_\_\_  
\_\_\_\_\_  
\_\_\_\_\_

4. WHAT DID YOU LEARN DURING THIS PROJECT?

- \_\_\_\_\_
- \_\_\_\_\_
- \_\_\_\_\_
- \_\_\_\_\_